



The Pinnacle

Volume 54 Issue 79

February 2023



The Official Journal of the 495th R/C Squadron
Tewksbury, MA

AMA Gold Leader Club, Charter #340



Scale Building Presentation
Special guest speaker, Mr. John Hayes

This newsletter is e-mailed to whomever wants a copy each month. If you would like to be added to the list (or if you are receiving a copy and would like to be removed from the list) please contact the Editor at sales@advancednotebook.com

In This Issue:

495th Club Info	2
From the Editor	3
2023 Event Calendar.....	4
From The President	5
Photo: Scale building Presentation	8
Phoenix F4U Corsair Build (Jerry Pacelli)	11
Calendar and Links	16

495 R/C Squadron, Inc.

Next Meeting	Wednesday, March 1 st 7:30 P.M.
Next Events	Scale Building with John Hayes American Heritage Museum Tour (3/25)
Club web site	http://www.495thsquadron.org
Club Facebook	https://www.facebook.com/495th-RC-Squadron-240759615414

495 R/C Squadron, Inc. - Club Officers:

President	John Morley	978-821-0258	pres@495thsquadron.org
Vice-President	Bob Goulet	978-957-5236	vp@495thsquadron.org
Secretary	Bob Merlino	978-640-3854	sec@495thsquadron.org
Treasurer	Bob Merlino	978-640-3854	treas@495thsquadron.org
Chief Instructor	Mihran Tenekedzhyan ..	617-461-2271	chief@495thsquadron.org
Field Marshall	Mike Pangione	978-771-3379	marshall@495thsquadron.org
Director	Bill Smeltzer		
Editor	Calvin Hsieh	617-719-5929	sales@advancednotebook.com

From the Editor

Newsletter is for everyone. If you have great ideas, stories and photos to share, please do email me @ (sales@advancednotebook.com)

Special guest John Hayes gave us a great presentation on what it takes to finish a scratch build from the kit. I feel lucky that I was in our club's very first build competition in 2013 and won 2nd place. That was my first ever build and I picked a difficult top-flite DC-3 kit to work on, not knowing what I was getting into . With lots of help from my wife on the ultra-cote covering and the occupation of the dinner table for almost 8 months, I was able to be finish a "presentable" C-47 around 5:00pm, 2 hrs before the contest that night. Too bad most of the companies discontinue those kits. If you determine to build one now you need to look hard on people selling it on the internet.

Corsair is my favorite warbird. I will never forget watching the "Baa Baa Black Sheep " with my father when I was a little kid. That was one of the few American TV shows that broadcast in Taiwan at the time. (of course Charles' Angels, 3's company too)

I have my Hangar 9 Corsair 50 with flaps MOD. Nice to see that Jerry has just finished a similar size kit from Phoenix. He is very generous to write down all the details for people may be interested of getting that kit. Take a look !

Calvin Hsieh
495th Newsletter Editor



Club 1st Build Contest in 2013

Top Flite Douglas DC-3 Twin GP Kit .25-.40 82.5" w/Electric Motor Conversion

2023 Club Calendar

Please be sure to check the 'Events' page on the club website on a regular basis, and stay up-to-date with all the fun and important activities we have planned this year

Date	Location	Event Description
Jan. 4, 2023	Tewksbury, MA	Club Meeting - TBD!
Feb. 1, 2023	Tewksbury, MA	Club Meeting - Italian Banquet!
Mar. 1, 2023	Tewksbury, MA	Club Meeting - Scale Building with John Hayes!
April 5, 2023	Tewksbury, MA	Club Meeting - Winter Project Show-n-Tell!
April 18, 2023	Tewksbury, MA	Ogonowski Field - Car Night Begins for 2023!
April 20, 2023	Tewksbury, MA	Ogonowski Field - Training Night Begins for 2023!
April 22, 2023	Tewksbury, MA	Ogonowski Field - Opening Day and Field Cleanup!
May 3, 2023	Tewksbury, MA	Club Meeting - TBD!
May 13, 2023	Tewksbury, MA	Ogonowski Field - Spring Fun Fly
May 20, 2023	Tewksbury, MA	Ogonowski Field - Heli fun Fly!
June 7, 2023	Tewksbury, MA	Club Meeting - TBD!
June 10, 2023	Tewksbury, MA	Ogonowski Field - 'Kid's Day' Fun Fly and BBQ
June 17, 2023	Tewksbury, MA	Ogonowski Field - Summer Fun Fly - Mike Pangione
July 5, 2023	Tewksbury, MA	Club Meeting - TBD!!
July 8, 2023	Tewksbury, MA	Ogonowski Field - Scale Fun Fly
Aug. 2, 2023	Tewksbury, MA	Club Meeting - Ice Cream Social
Aug. 12, 2023	Tewksbury, MA	Ogonowski Field - National Model Aviation Day Fun Fly
Aug. 19, 2023	Tewksbury, MA	Ogonowski Field - Multi-Club Fun Fly and BBQ!
Sept. 6, 2023	Tewksbury, MA	Club Meeting - Annual Swap Meet
Sept. 9, 2023	Tewksbury, MA	Ogonowski Field - Annual Member Picnic!
Oct. 4, 2023	Tewksbury, MA	Club Meeting - TBD!
Oct. 14, 2023	Tewksbury, MA	Ogonowski Field Work Party!
Oct. 15, 2023	Tewksbury, MA	Andover Pack 76 - Rockets!
Oct. 21, 2023	Tewksbury, MA	Fall Classic Car Rally!
Nov. 1, 2023	Tewksbury, MA	Club Meeting - Annual Business Meeting and Elections
Dec. 6, 2023	Tewksbury, MA	Club Meeting - TBD!!

View From The Left Seat™

By
John Morley, President, The 495th R/C Squadron, Inc.

So, as we approach the end of February, mother nature seems to be ready to remind us that it's Winter after all! After a relatively benign Winter season, the 2nd of three (!) snow storms forecast for this week is on our doorstep! The good news is that the days are getting longer, and the sun is climbing higher in the sky each day, so any snow we do get can only be short lived! Like most Winters, I've been busy in the shop, trying to finish up some long overdue projects! As I mentioned last month, I've been working on a '700 class' gasoline powered helicopter, the Whiplash-G V2. The mechanics are complete, and I'm just starting to install and configure the electronics! The sophistication of helicopter airborne electronics is simply amazing these days, and the learning curve on the electronics in this helicopter - a combination receiver, gyro, and governor – is going to be steep indeed! Nothing like a good challenge to keep the mind sharp while learning new things! I hope you are all making progress on your off-season projects, and will be ready to show them later in the Spring!

How many of you give any thought at all to what it takes to run your club? When you show up at the field to fly your plane or drive your car, do you think about the effort that went into making the facilities available for your use? Do you think about who processed your membership, or printed your member card? Do you think about who manages the club finances and pays the bills? Do you think about the tremendous effort that goes into providing the quality experiences you enjoy as a member? The point is that our club is an all-volunteer organization, and it's members just like you that step-up to help run the club on a day-to-day basis, and make it what it is! Unfortunately, like most volunteer



organizations, we often find ourselves operating on the “90/5” rule. That is, 90% of the work is done by 5% of the members. As always, our club is only as good as we make it! If you enjoy the benefits – fly/driving and otherwise – that you get from your membership, won't you please find a way to help out!

Some of you may have noticed that the club Porta-Potty at the Ogonowski field is now locked. After being in place for several months, a disturbing trend of non-member use of the Porta-Potty became evident. In fact, while we were installing the lock hardware and lock, and random bicyclist stopped to use 'the facilities'! While the pumping and servicing of the Porta-Potty is not terribly expensive, it's really a benefit for our members and guests only! Going forward, the lock will be kept in place on the Porta-Potty as a standard practice. All current members will be provided the lock combination in a separate email at the beginning of the 2023 flying season. We ask that anyone that uses the Porta-Potty put the lock back on the door after use. If the field is busy, the lock may be left off until the last person leaves the field for the day. Keep in mind that if you unlock the door, then you are responsible for relocking before you leave!

As I mentioned last month, the club is planning many exciting events and activities this year! The annual 'Winter Project Show-n-Tell' will be held at the April 5th club meeting. Later in the month, the weekly 'Car Night' begins on Tuesday, April 18th. Two days later, 'Training Night' begins for the 2023 season on Thursday, April 20th. Weather permitting, we plan to have a barbeque every Thursday night! Rounding out the month of April, our annual 'Opening Day and Field Clean-up Day' will take place on Saturday, April 22nd from 10AM until 2PM. As always, the goal of this event is to prepare the field and facilities for the upcoming flying and racing season, and to have fun after a long winter indoors. A free barbeque will be hosted at noon! During the month of May, the club will host a guest speaker on R/C sailboat racing at the May 3rd club meeting. Later in the month of May, the club will host a Spring Fun Fly on May 13th, and finally on May 20th, the club will once again host our 17th annual Helicopter Fun Fly! Please check the club website and future email announcements for more information!

One of the things that I am focusing on this year is fun, new activities for our club members. These will come in the form of exciting meeting speakers, such as a presentation on scale building at the March 1st meeting, a Helicopter Fun Fly on May 20th, and many more flying events at the Ogonowski Field throughout the year. In short, the BOD and I are committed to making this year the best ever for the club, and to that end, we are going to do everything possible to encourage



our members to get out and fly, and to enjoy their club membership!!

At the February 2023 membership meeting, the club held our 17th annual Italian Banquet and Awards Night. The event was a great success, attended by 38 very hungry members and guests! During the course of the evening a total of 5 lbs of pasta, 2 gallons of tomato sauce, 200 meatballs, 2 large bags of salad, and 50 rolls were consumed! No one went hungry! For dessert, our own Bill Smeltzer made two of his signature creations – Oreo Lasagna and Jello Cake. Both were a huge hit! After the meal, two awards were presented for exceptional service to the club. The first was presented to Lew Sanderson for his leadership role in maintaining the club runway and flying facilities, and the second was presented to Bill Smeltzer for his leadership in maintaining the race track! A huge thank you to both Lew and Bill! Please be sure to thank them yourselves when you see them!

Don't forget that all club memberships expire at midnight on Dec. 31st! This means that unless you renew your club memberships prior to Jan. 1st, you won't be eligible to fly at our club field until you do! Please don't wait, and get your renewal done as soon as possible so that you don't lose your club privileges!!

Again, a reminder that each month the BOD will meet on the Wednesday evening immediately preceding the regular club meeting. Our meetings are held at the 99 Restaurant on Rt. 38 in Tewksbury, beginning at 7:30PM. There is plenty of room, and the atmosphere is informal, so we encourage interested members to attend!

I'm looking forward to an exciting year in 2023, and I hope you see all of you at upcoming club meetings, and at the field!



John Morley
President, The 495th R/C Squadron, Inc.

Feb. 25, 2023

Scale Building

This is a reminder that we will be hosting a special guest speaker, Mr. John Hayes, at our March 1st, 2023 club meeting to discuss 'Scale Building'. John is a prolific builder of scale models and will be presenting a recently completed Beechcraft V-35 Bonanza built from a Top Flite kit, and a Cessna C-337 Skymaster with a very unique power plant scheme! Following the presentation, John will be happy to entertain questions from the audience!





Phoenix F4U Corsair Build

Jerry Pacelli

The F4U Corsair is an American fighter which saw action during World War II and the Korean War. The Corsair was primarily a carrier based aircraft and one of the most formidable aircraft that the Japanese feared the most, and was nicknamed "Whistling Death" because of sound it made during a dive.

This plane by far is one of my favorite planes and not only is it a fantastic looking RC plane. Cannot wait for spring for maiden flight.



There are so many Corsair ARF's, PNP, BNF kits on the market and I chose the Phoenix ARF because I also completed their Spitfire model and was very, very impressed. I like the fact it is built up and not foam.

The ARF is manufactured by Phoenix Models in Vietnam and is worth every penny that I paid for it. The cost for the built up ARF is under \$200. The first thing you notice is the quality and finish of the model.







All of the balsa and plywood is laser cut and the ORACOVER finish is a thing of beauty.




Well manufactured wing panels



**Plenty of room for a 6S
battery**



**Excellent fitting
hatch, cockpit**



Mechanical retracts included



Beautiful cowl

Assembly:

Instruction manual is straight forward, 15 pages.

- **Wing**

The two piece wing is a well engineered, however, all the control surfaces use the “cloth” type hinges joined with zap. This assembly is traditional and moves along smoothly and effortlessly, all slotted. Control horns are installed with hardware included. Phoenix Models has opted to eliminated the flaps due to this plane flying more like a sport plane rather than a warbird. As usual, none of the servo extensions are included. I chose 18”.

The retracts are mechanical and install easily, however, adjusting them is another story, plenty of “trial and error”. I shimmed the retracts about 1/4” towards the edge to help on landing.

One recommendation I would make is to install decals before you cutout servo slots for servo arms, neater finished product.

When installing retract servos, take note that a low profile heavy duty high torque servos must be used. The wheel wells come in molded plastic and have to be carefully cut to fit the pre cut wheel wells in in the wing. This is where a lot of testing is done to make sure the mechanical retracts fit perfectly into the plastic wheel wells.


- **Tail**

With the wing completed, now the tail feathers. All the hinge slots were perfectly aligned so assembly again wet smooth and effortlessly. The difficulty came in bending the tail wheel and maneuvering it into the fuselage without any damage to the fuselage. Finally managed after plenty of frustration.



- **Fuselage**

The fuselage control surfaces are assembled similar to the wings. The tail wheel is a little tricky and that will cause some frustration but obviously can be figured out. The wing panels attach inside the fuselage by metal tabs and ride on aluminum tubes. This is a very secure method for mounting the wings. This system is fairly easy breaking down the wings.



Picture shows motor mount, motor and cowl ring.



Canopy and hatch fit perfectly with a highly detailed pilot already installed.

Pros

- All wood construction, very light airframe
- Mechanical retracts included
- Good size, not overly huge
- Parts fit perfectly
- Oracover applied flawlessly
- Canopy / Hatch well designed to fit 6S battery

Cons

- Tail wheel difficult to install
- Mechanical retracts frustrating to set up

Conclusion

I love the looks of this plane, it's a Warbird, flies like a Sport Plane (I read)
If this plane flies as good as it looks, it was worth the extra work



Jerry Pacelli

Club Calendar

Club Events

Jan. 4, 2023	Club Meeting
Feb. 1, 2023	Club Meeting - Italian Banquet!
Mar. 1, 2023	Club Meeting - Scale Building with John Hayes!
April 5, 2023	Club Meeting - Winter Project Show-n-Tell!
April 18, 2023	Car Night Begins for 2023!
April 20, 2023	Training Night Begins for 2023!
April 22, 2023	Opening Day and Field Cleanup!
May 3, 2023	Club Meeting
May 13, 2023	Spring Fun Fly
May 20, 2023	Heli fun Fly!
June 7, 2023	Club Meeting
June 10, 2023	'Kid's Day' Fun Fly and BBQ
June 17, 2023	Summer Fun Fly - Mike Pangione
July 5, 2023	Club Meeting
July 8, 2023	Scale Fun Fly
Aug. 2, 2023	Club Meeting - Ice Cream Social
Aug. 12, 2023	National Model Aviation Day Fun Fly
Aug. 19, 2023	Multi-Club Fun Fly and BBQ!
Sept. 6, 2023	Club Meeting - Annual Swap Meet
Sept. 9, 2023	Annual Member Picnic!
Oct. 4, 2023	Club Meeting
Oct. 14, 2023	Ogonowski Field Work Party!
Oct. 15, 2023	Andover Pack 76 - Rockets!
Oct. 21, 2023	Fall Classic Car Rally!
Nov. 1, 2023	Club Meeting - Annual Business Meeting and Elections
Dec. 6, 2023	Club Meeting

R/C Suppliers:

ABC RC & Hobby

11 Rockingham Rd, Windham, NH

(603) 458-6481

<https://www.horizonhobby.com>

All Around

<http://hobbyking.com>

All Around

<https://rcexcitement.com>

Cars

<https://twistedhobbys.com>

Profile Foamies

<https://innov8tivedesigns.com>

Great Motors

<https://fpvlab.com/>

FPV Equipment

<http://www.crashtesthobby.com>

Toughest Planes

<https://www.towerhobbies.com>

All Around

<http://www.amazon.com>

Extra All Around

Handy Links:

Renew Your AMA Membership Online

<https://www.modelaircraft.org/joinrenew.aspx>

495th Membership Application

http://www.495thsquadron.org/PDF_Files/Membership_Application.pdf

Online Groups

<http://www.rcgroups.com/forums/index.php>

<http://www.helifreak.com>

<http://www.wattflyer.com/forums>

<http://www.rcuniverse.com>

Local R/C Groups

<http://www.mcrfc.org>

Billerica, Mass

<http://www.burlington-rc.com>

Burlington, Mass

<http://www.nhflyingtigers.com/>

Derry, NH

<http://www.snhbcc.org>

Hudson, NH

<http://www.snhflyingeagles.org>

Merrimack, NH

R/C Related Podcast

<http://allthingsthatfly.com/>

Excellent electric power help

<http://rctodayshow.com/>

Mixed group with great advice